

ENGROSSED SENATE BILL 2012  
HOUSE APPROPRIATIONS  
HUMAN RESOURCES DIVISION  
REPRESENTATIVE JON NELSON, CHAIRMAN

Vocational Rehabilitation Division

*Robyn Throlson, Interim Director*

# VOCATIONAL REHABILITATION DIVISION

- Two Units
  - Vocational Rehabilitation
  - Disability Determination Services

# VOCATIONAL REHABILITATION

- Assists North Dakotans with disabilities to enter or re-enter the workforce through individualized services
  - Assess skills and abilities
  - Identify a vocational goal
  - Develop an individualized plan to achieve employment
  - Provide services that result in competitive integrated employment
  - 79% federal funding, 21% state general fund match

# PRE-EMPLOYMENT TRANSITION SERVICES

- Assists students with disabilities in making the transition from high school to post secondary education programs and/or competitive integrated employment
  - Federal regulations require that VR spend at least 15% of its federal VR funds on work readiness activities for students age 21 and younger.
  - VR spent 19%
  - 46% of individuals served are 21 and younger

# VR BUSINESS SERVICES

- VR supports businesses by providing services such as:
  - recruiting the right employees by accessing untapped labor pools;
  - retaining existing, well-trained and productive workers who may have developed or have a worsening disability;
  - providing education to employers on things such as disability awareness, tax incentives and the Americans with Disabilities Act

# VR BUSINESS SERVICES

- Any North Dakota business, non-profit organization, or government agency is eligible for VR services.
- VR staff provided 2,918 services to 1,642 different businesses.

# DISABILITY DETERMINATION SERVICES

- Responsible for individual eligibility determination for Social Security Disability Benefits
- 100% federally funded

# ADDITIONAL PROGRAMS

- **Independent Living**
  - Information and referral
  - Independent living skills training
  - Peer mentoring
  - Advocacy
  - Transition services

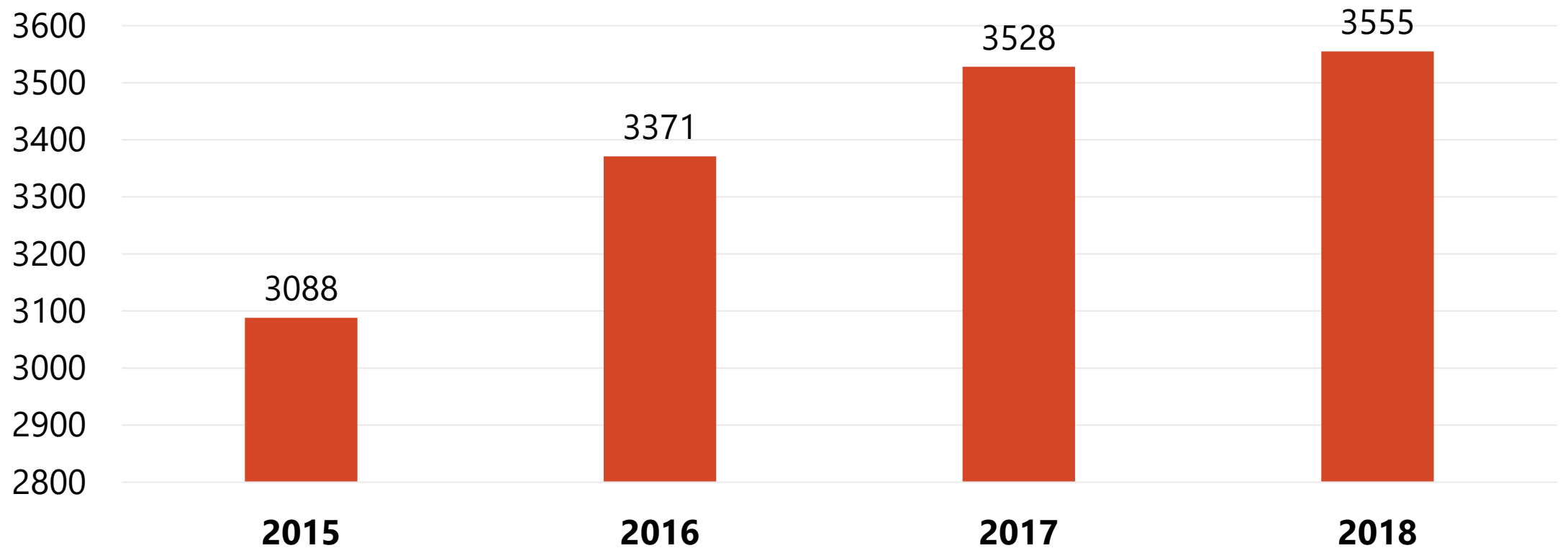


# ADDITIONAL PROGRAMS

- **Older Individuals who are Blind**
  - Assessment of need for home modification and equipment
  - Training on:
    - Use of low vision devices
    - Safe cooking techniques
    - Orientation and mobility
  - Counseling on personal adjustment to their vision loss

# FFY 2018 STATS

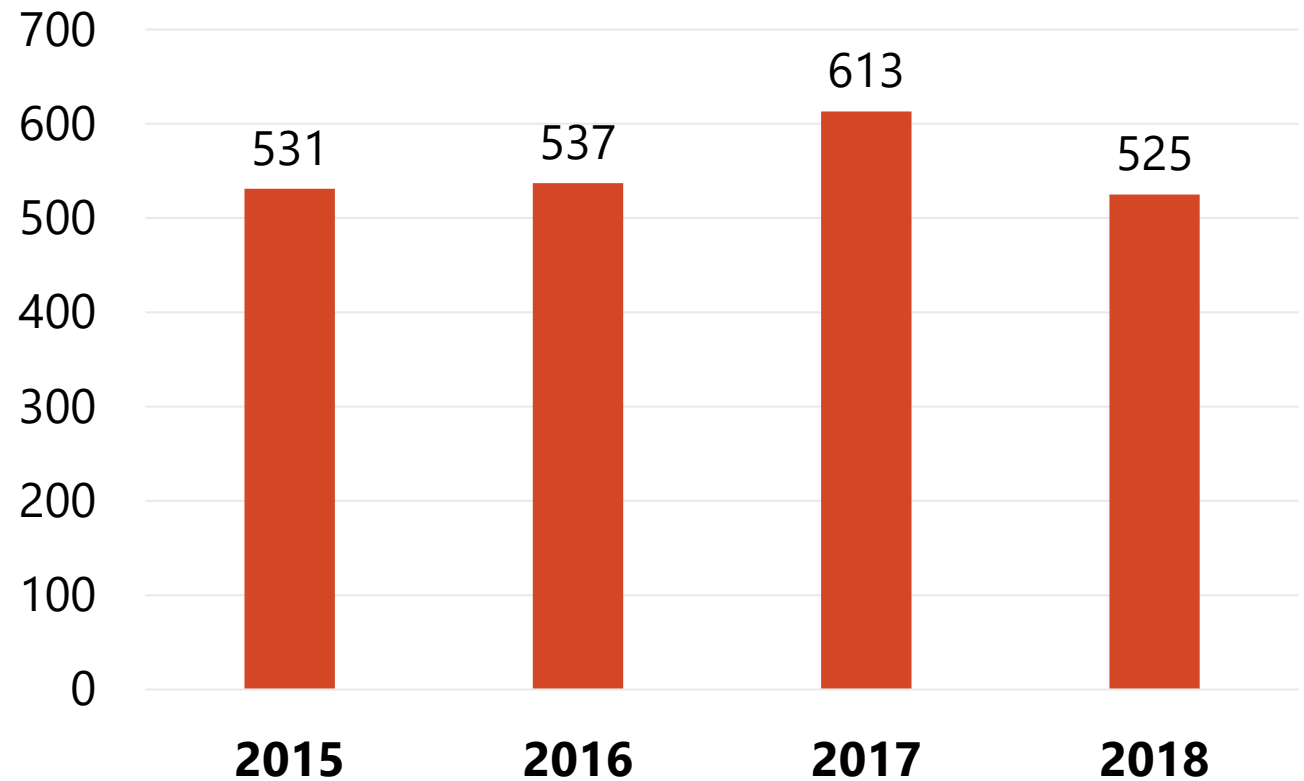
## VR Served



# FFY 2018 STATS

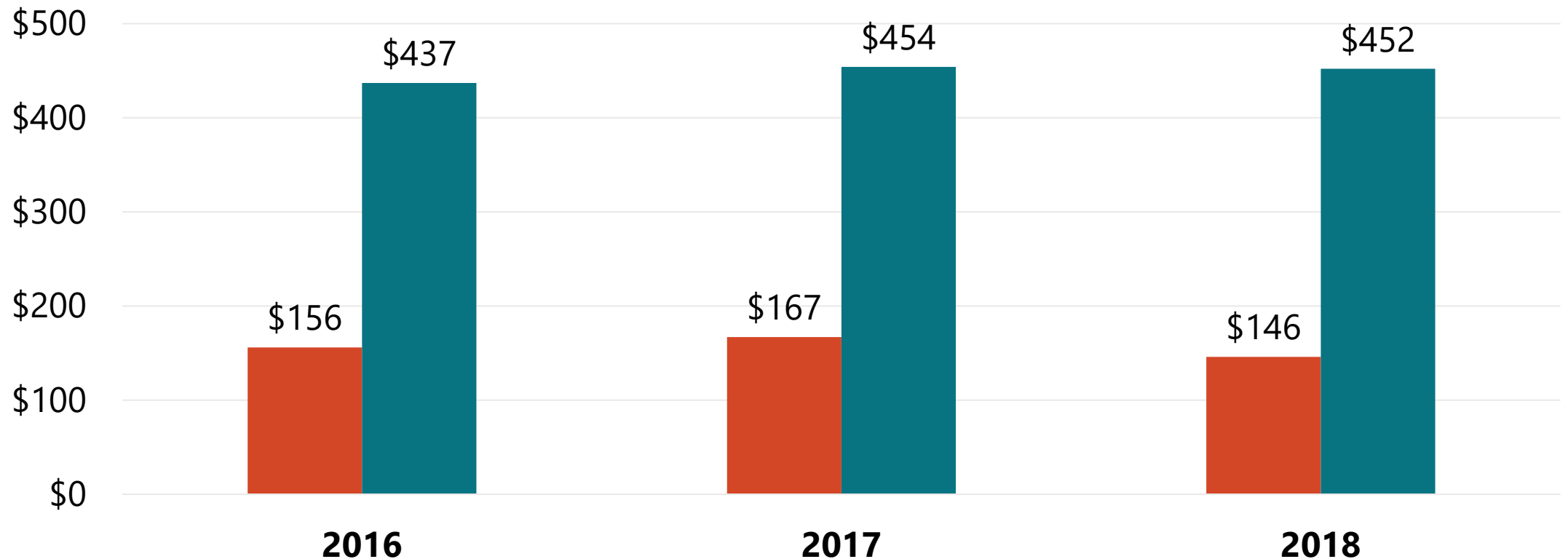
## VR Clients Employed

- For every \$1 spent by VR, clients earn \$8.25
- For every \$1 spent by VR, clients pay \$1.65 in taxes



# FFY 2018 STATS

Average weekly wage of VR clients at application vs. closure



# FFY 2018 STATS

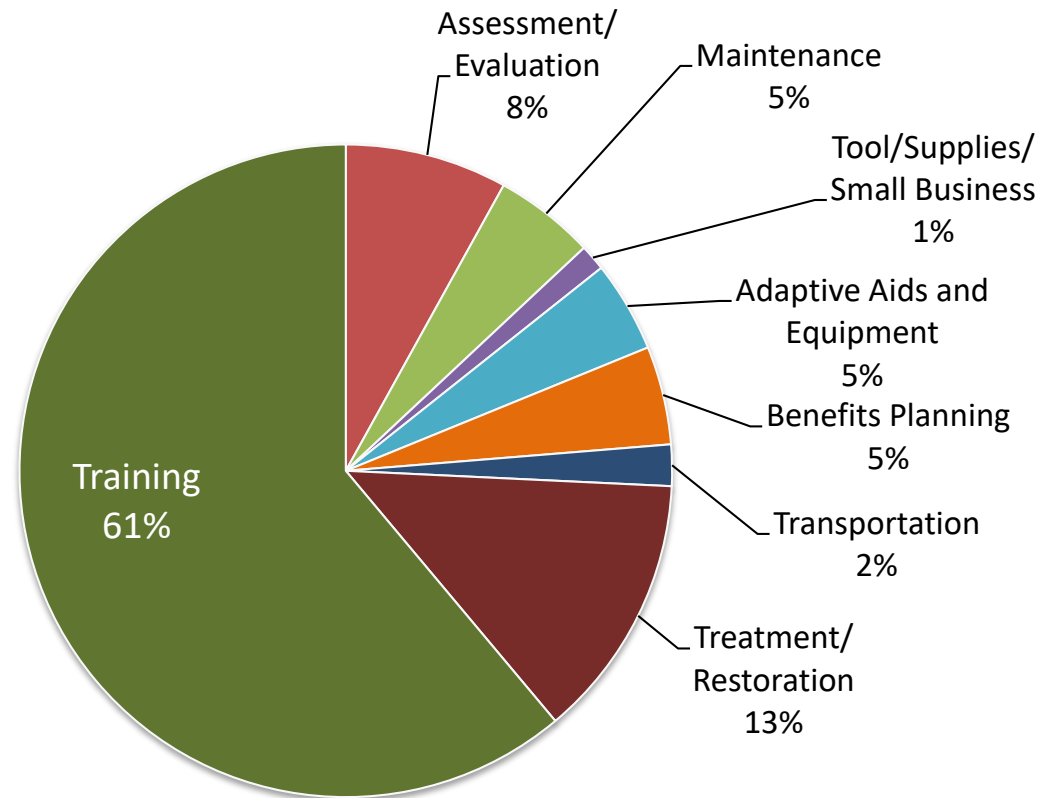
## Case Service Expenditures

FFY 2018, \$2,531,044

61% of NDVR's Case Service Expenditures was for training individuals with disabilities

Training services include:

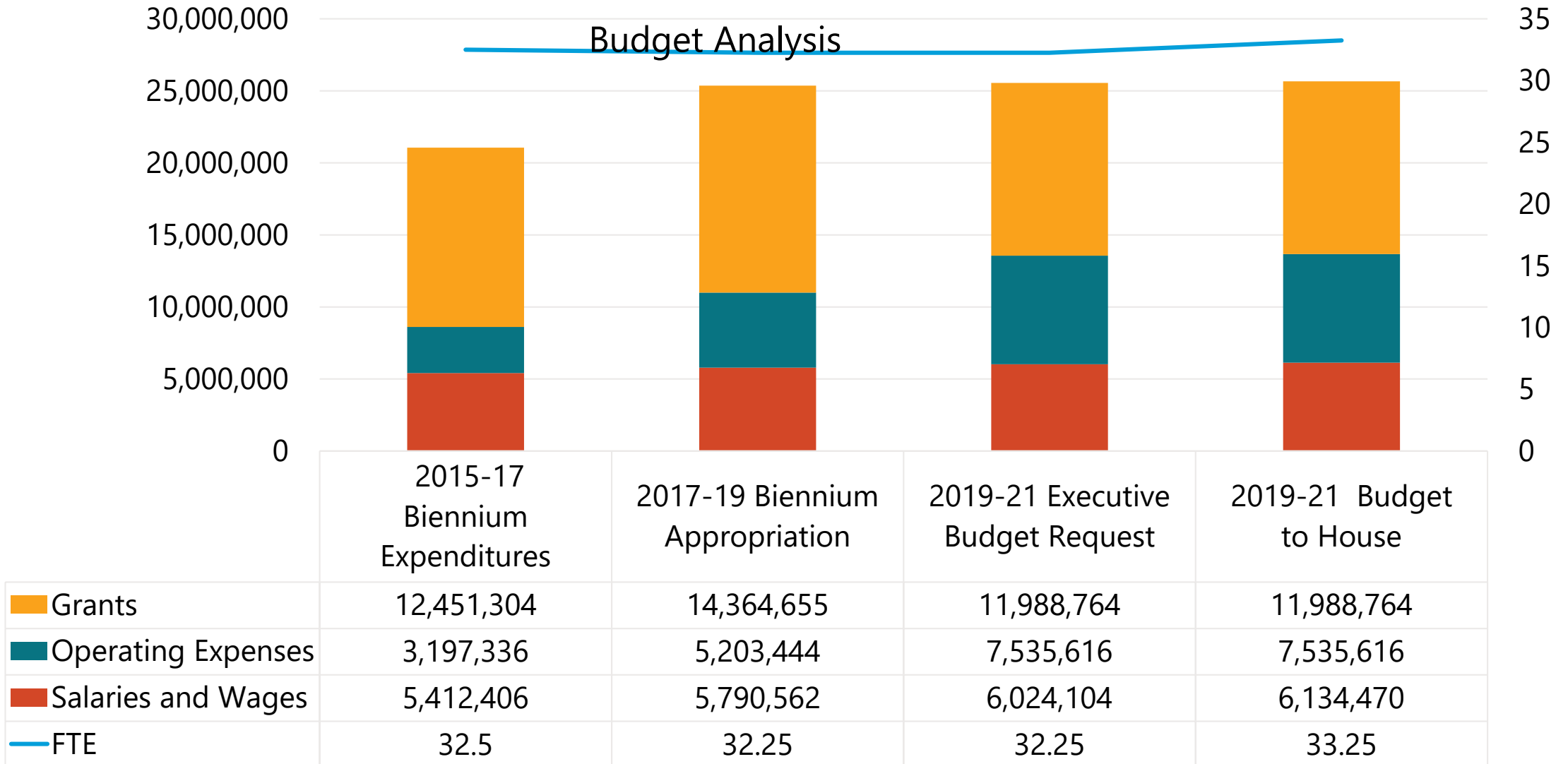
- Postsecondary tuition
- On-the-job training
- Work experience
- Job development
- Supported employment



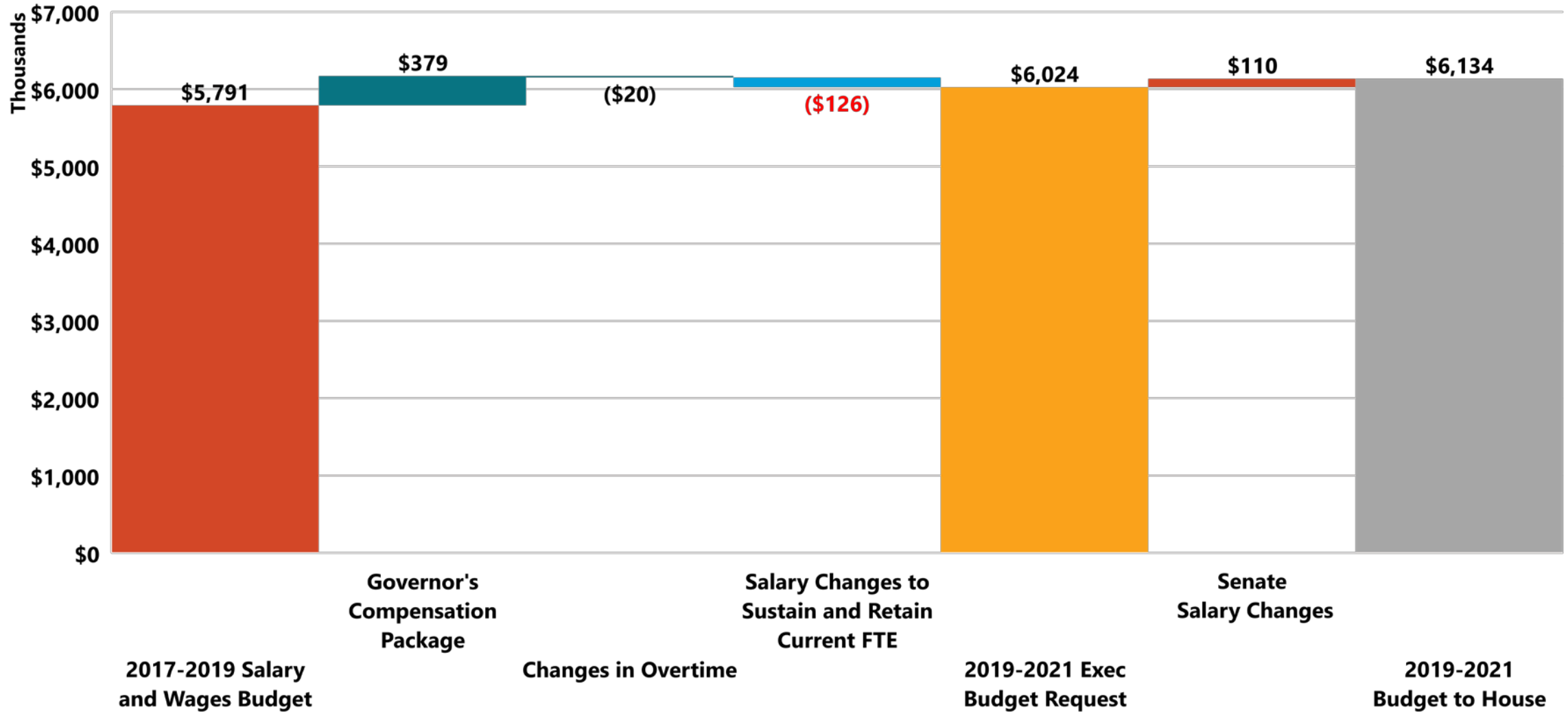
# OVERVIEW OF BUDGET CHANGES

Description	2017-2019 Budget	Increase/ (Decrease)	2019-2021 Executive Budget	Senate Changes	2019-2021 Budget to House
<b>Salary and Wages</b>	5,790,562	233,542	6,024,104	110,366	6,134,470
<b>Operating</b>	5,203,444	2,332,172	7,535,616	-	7,535,616
<b>Grants</b>	14,364,655	(2,375,891)	11,988,764	-	11,988,764
<b>Total</b>	25,358,661	189,823	25,548,484	110,366	25,658,850
<b>General Fund</b>	5,206,625	29,181	5,235,806	(5,775)	5,230,031
<b>Federal Funds</b>	19,982,229	156,448	20,138,677	116,141	20,254,818
<b>Other Funds</b>	169,807	4,194	174,001	-	174,001
<b>Total</b>	25,358,661	189,823	25,548,484	110,366	25,658,850
<b>Full Time Equivalent (FTE)</b>	32.25	-	32.25	1.00	33.25

# OVERVIEW OF BUDGET CHANGES

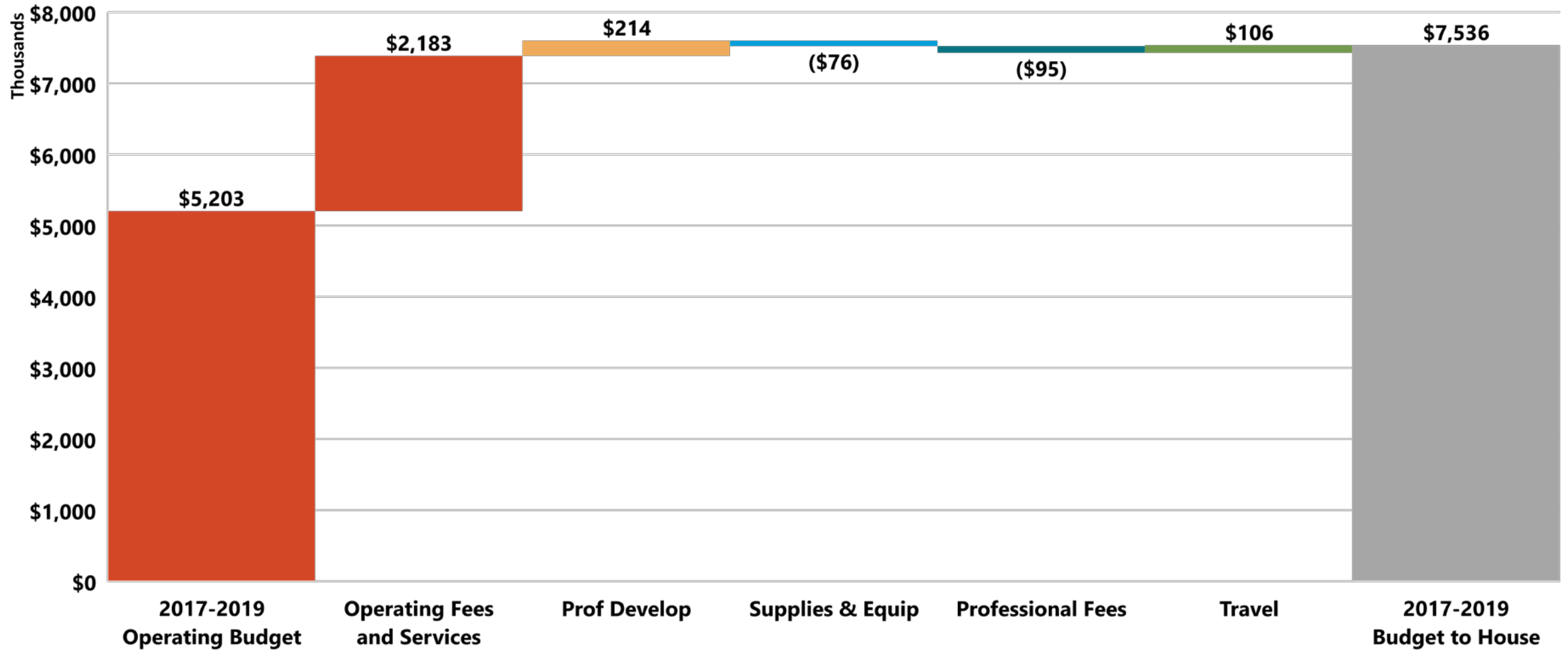


# MAJOR SALARY/BENEFITS DIFFERENCES

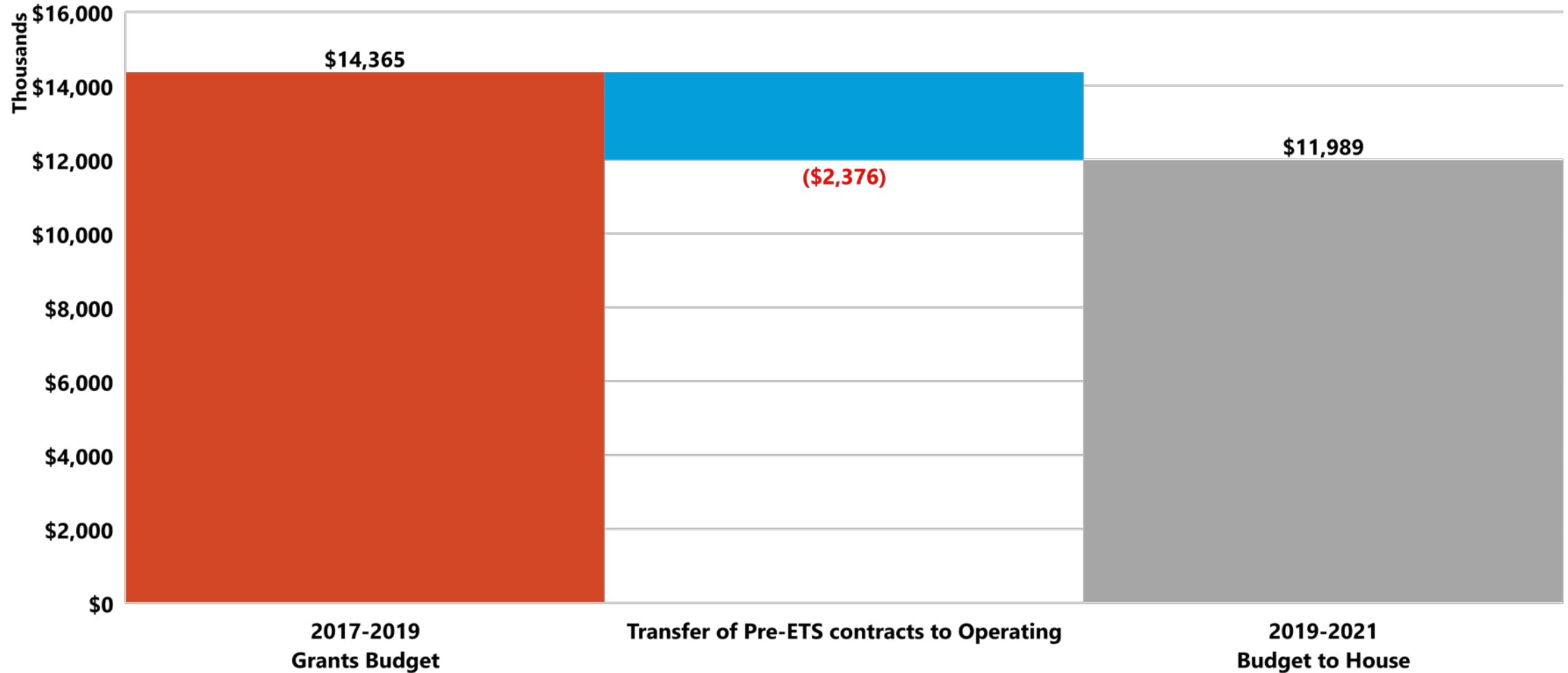




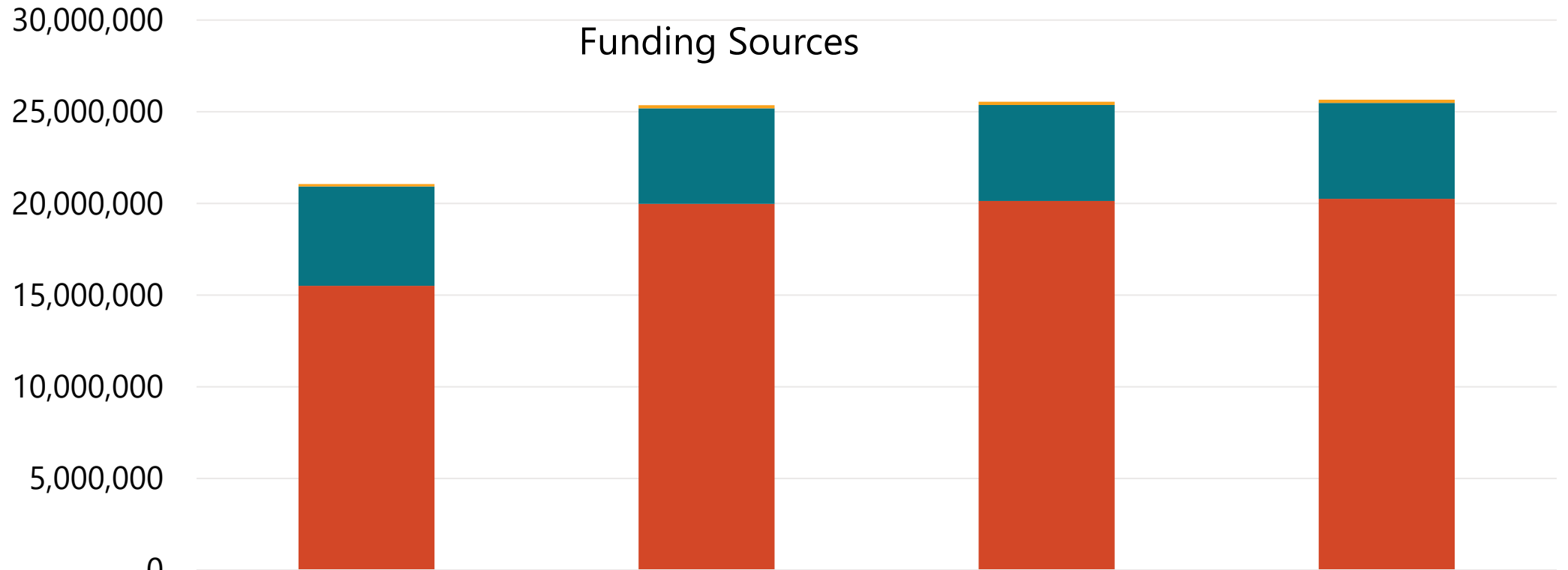
# MAJOR OPERATING DIFFERENCES



# MAJOR GRANTS DIFFERENCES



# OVERVIEW OF FUNDING



	2015-17 Biennium Expenditures	2017-19 Biennium Appropriation	2019-21 Executive Budget Request	2019-21 Budget to House
Special Funds	129,829	169,807	174,001	174,001
State General Fund	5,423,243	5,206,625	5,235,806	5,230,031
Federal Funds	15,507,974	19,982,229	20,138,677	20,254,818